

Executive Summary with Graphs

Back Office Data
CORNERSTONE INFORMATION SYSTEMS

Invoice dates from 02/01/2004 to 02/29/2004

Air Charges Summary	Totals	% of Total	Averages
Transactions - Invoices:	1,729		
Credits:	55		
Total Transactions:	1,784		
Net # of Trips:	1,674		
Air Charges:	\$861,416.43		\$514.59
Savings:	\$0.00		\$0.00
Negotiated Savings:	\$34,709.05		
# of Exceptions:	187		
Lost Savings:	\$70,700.32		\$42.23
Service Fees:	\$53,877.00		

Top 5 City Pairs	# of Segs	Amount
Boston<->NYC-Laguardia	168	\$19,070.23
Boston<->WAS-National	78	\$15,445.17
Boston<->London-Heathrow	53	\$52,834.00
Boston<->Las Vegas	45	\$8,005.69
Boston<->Philadelphia	45	\$3,862.73

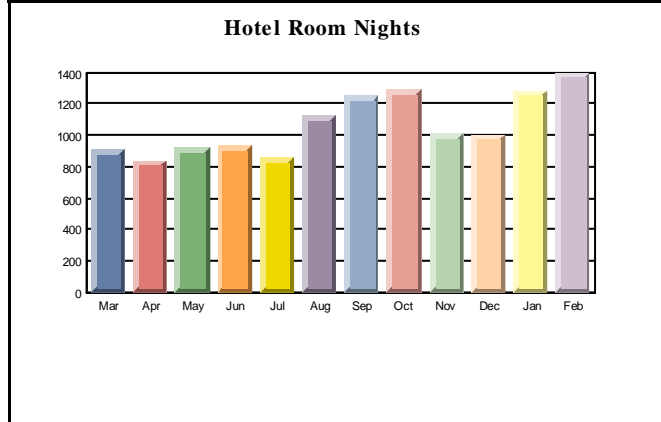
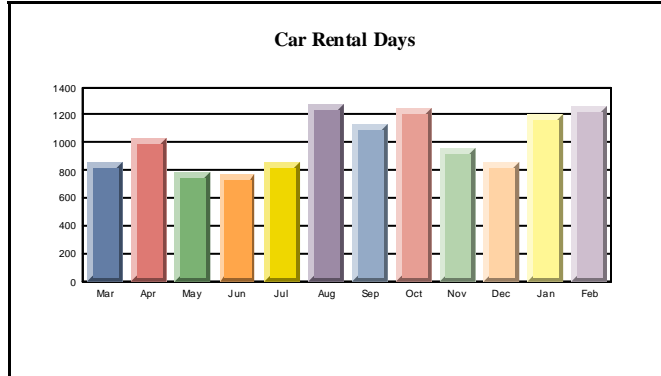
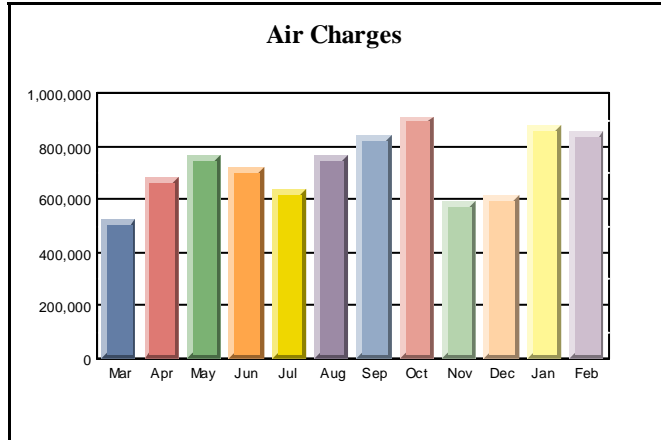
Car Rental Summary	Totals	Averages
# of Cars Rented:	587	
# of Days Rented:	1,266	2.16
Cost (booked rate):	\$62,819.60	\$51.45
Cost per Day:	N/A	\$49.62

Top 5 Car Rental Cities	# of Days	Amount
BALTIMORE, MD	105	\$5,587.91
BOSTON, MA	80	\$4,381.47
ATLANTA, GA	62	\$3,153.41
MILWAUKEE, WI	59	\$2,827.32
LOS ANGELES, CA	48	\$1,968.33

Hotel Bkg Summary	Totals	Averages
# of Bookings:	738	
# of Nights:	1,399	1.90
Cost (booked rate):	\$193,307.65	\$137.13
Cost per Night:	N/A	\$138.18

Top 5 Hotel Cities	# of Nights	Amount
BOSTON, MA	102	\$11,171.51
BALTIMORE, MD	92	\$12,638.00
ATLANTA, GA	50	\$6,933.55
LONDON-HEATHROW, UK	49	\$14,505.14
MUNICH, GERMANY	42	\$6,661.54

Invoice dates from 03/01/2003 to 02/29/2004



Invoice dates from 02/01/2004 to 02/29/2004

